

PLUMBING FIXTURE SCHEDULE							
SYMBOL	MANUFACTURER	MODEL	DESCRIPTION	CONNECTIONS			
				CW	HW	WASTE	VENT
WC-1	AMERICAN STANDARD	3351.101	"AFWALL" ELONGATED BOWL, TOP SPUD, LOW CONSUMPTION (1.6 GAL. PER FLUSH) VITREOUS CHINA TOILET, SIPHON JET ACTION, WALL MOUNTED BOWL W/BACK OUTLET, PROVIDE BEMIS MODEL 1955CT OPEN FRONT SEAT. PROVIDE WITH SLOAN MODEL ROYAL 111-1 28-YO MANUALLY OPERATED, DIAPHRAGM FLUSH VALVE AND CONCEALED WALL CARRIER. SEE DRAWING KEYNOTES FOR WATER CLOSET MOUNTING HEIGHT.	1"	-	4"	2"
UR-1	AMERICAN STANDARD	6590.001	"WASHEROOK" LOW-CONSUMPTION (0.5 GALLONS PER FLUSH) URINAL, WASHOUT FLUSH ACTION, 3/4" TOP INLET SPUD, 2" OUTLET, PROVIDE WITH CONCEALED WALL CARRIER AND SLOAN MODEL ROYAL 186-0.5-SG FLUSH VALVE.	3/4"	-	2"	2"
UR-2	AMERICAN STANDARD	6590.001	"WASHEROOK" LOW-CONSUMPTION (0.5 GALLONS PER FLUSH) URINAL, WASHOUT FLUSH ACTION, 3/4" TOP INLET SPUD, 2" OUTLET, PROVIDE WITH CONCEALED WALL CARRIER AND SLOAN MODEL ROYAL 186-0.5-SG FLUSH VALVE. MOUNT TO BE ADA COMPLIANT.	3/4"	-	2"	2"
L-1	AMERICAN STANDARD	0355.012	"LUCERNE" WALL HUNG VITREOUS CHINA LAVATORY, 20"x18" WITH FRONT OVERFLOW, PROVIDE WITH CHROME FINISH AMERICAN STANDARD MODEL "MONTERREY" 8114.116.002, 0.5 GPM WITH FLOW RESTRICTOR AND GRID DRAIN. MOUNT TO BE ADA COMPLIANT. PROVIDE WITH OFFSET DRAIN, INSULATION KIT, AND CONCEALED ARM CARRIER. PROVIDE CHROME FINISH ASSE 1070 LISTED UNDER-SINK THERMOSTATIC MIXING VALVE SET AT 105°F.	1/2"	1/2"	2"	1-1/2"
L-2	AMERICAN STANDARD	0355.012	"LUCERNE" WALL HUNG VITREOUS CHINA LAVATORY, 20"x18" WITH FRONT OVERFLOW, PROVIDE WITH CHROME FINISH AMERICAN STANDARD MODEL "MONTERREY" 8114.116.002, 0.5 GPM WITH FLOW RESTRICTOR AND GRID DRAIN. MOUNT TO BE ADA COMPLIANT. PROVIDE WITH OFFSET DRAIN, INSULATION KIT, AND CONCEALED ARM CARRIER. PROVIDE CHROME FINISH ASSE 1070 LISTED UNDER-SINK THERMOSTATIC MIXING VALVE SET AT 105°F.	1/2"	1/2"	2"	1-1/2"
S-1	ELKAY	LRAD1918360	#18 GAUGE, 19"x18" STAINLESS STEEL SELF RIM SINGLE BOWL SINK, SATIN FINISH, 6" DEEP ADA COMPLIANT COMPARTMENT. UNIT DRILLED FOR FAUCET AND DRAIN. PROVIDE COMPLETE WITH MOEN "CHATEAU" MODEL 6745 ADA COMPLIANT, ONE HANDLE FAUCET WITH AERATOR AND 1.5 GPM FLOW RESTRICTOR. PROVIDE SINK WITH STRAINERS FOR DRAINS. FIELD VERIFY CABINET SIZE TO DETERMINE SINK MODEL.	1/2"	1/2"	2"	1-1/2"
EW-1	ELKAY	LZSG6WSSK	SINGLE ELECTRIC WATER COOLER WITH BOTTLE FILLER, FILTER, 8.0 GPH AT 50 DEG. F. WATER TEMP., 120/160, 6.0 F.L.A., 325 WATTS AND LIMITED 5 YEAR WARRANTY. ENTIRE INSTALLATION SHALL COMPLY WITH ALL CURRENT ADA REQUIREMENTS.	1/2"	-	2"	1-1/2"

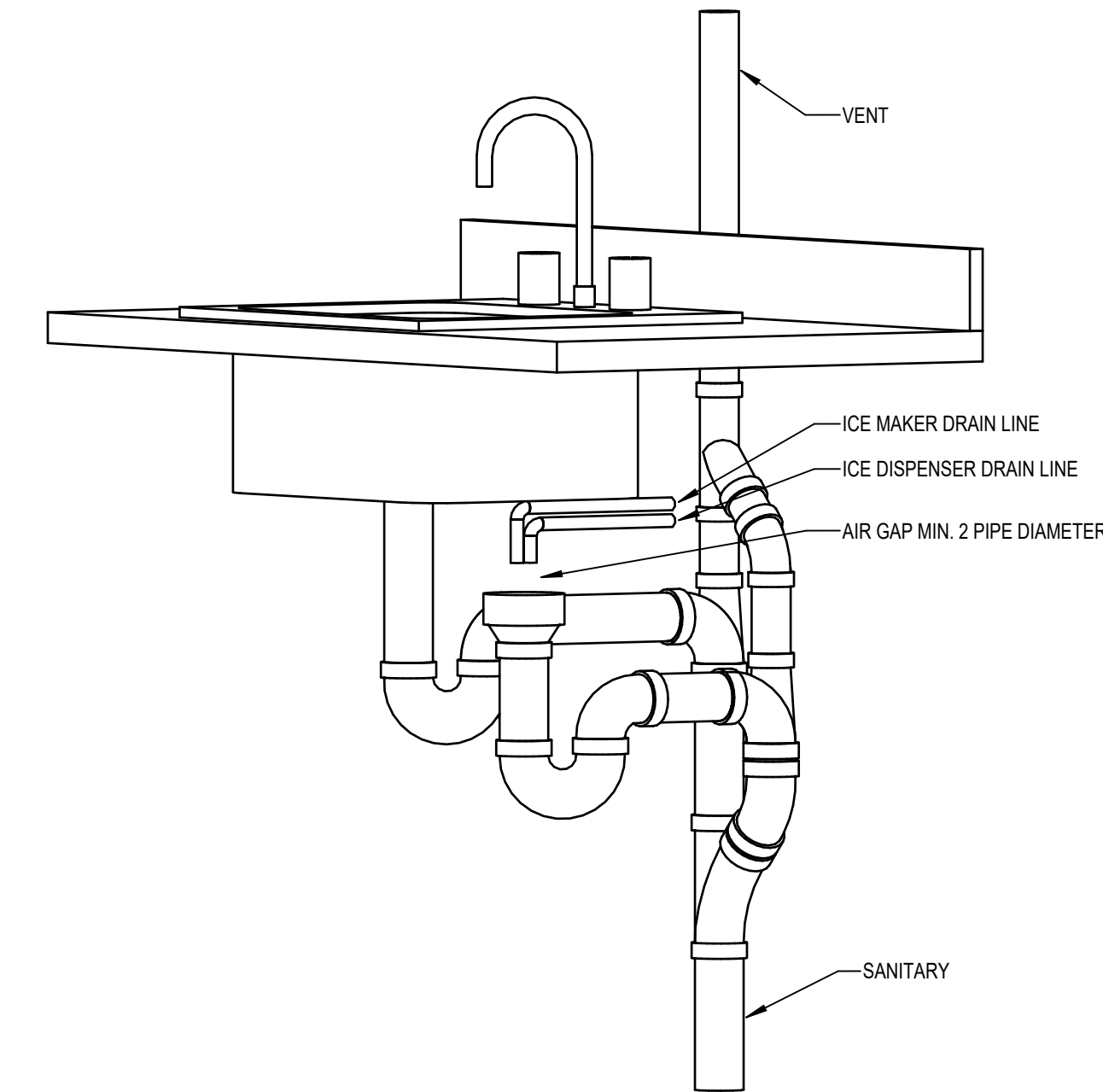
PLUMBING ABBREVIATIONS	
SAN	SANITARY PIPING
GW	GREASE WASTE
V	SANITARY VENT PIPING
RD	ROOF DRAIN PIPING
OFD	OVERFLOW ROOF DRAIN PIPING
CW	COLD WATER PIPING
HW	HOT WATER PIPING
HWR	HOT WATER RETURN PIPING
NG	NATURAL GAS PIPING
FP	FIRE PROTECTION PIPING
CA	COMPRESSED AIR PIPING
CD	CONDENSATE DRAIN PIPING
WC	WATER CLOSET
UR	URINAL
LAV	LAVATORY
S	SINK
MS	MOP SINK
EW	ELECTRIC WATER COOLER
FWFCO	FLUSH WITH FLOOR CLEANOUT
FWGCO	FLUSH WITH GROUND CLEANOUT
FWWCO	FLUSH WITH WALL CLEANOUT
CO	CLEANOUT
FD	FLOOR DRAIN
SH	SHOWER
VTR	VENT THRU ROOF
FS	FLOOR SINK
KEC	KITCHEN EQUIPMENT CONTRACTOR
BFP	BACKFLOW PREVENTER
HD	HUB DRAIN
AFF	ABOVE FINISHED FLOOR
AD	ACCESS DOOR
FPSC	FROSTPROOF SILLCOCK
HB	HOSE BIBB
NG(LP)	LOW PRESSURE NATURAL GAS (7" w.e.)

SPECIFICATIONS NOTE

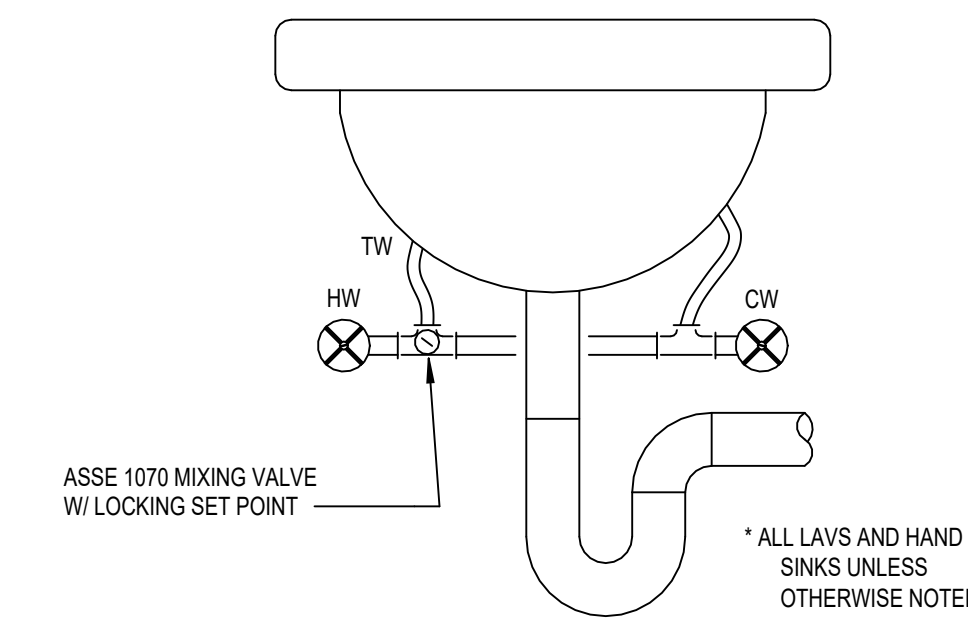
ALL EQUIPMENT, MATERIALS AND INSTALLATION PRACTICES TO MEET THE REQUIREMENTS WITHIN THE SPECIFICATIONS OF THIS PROJECT.

SEISMIC NOTE

THIS PROJECT IS LOCATED IN A SEISMIC REGION. CONTRACTOR TO PROVIDE AND INSTALL THE APPROPRIATE SEISMIC RESTRAINTS AND CURBS AS REQUIRED PER CODE. ALL SEISMIC RESTRAINTS SHALL BE RATED AND APPROVED FOR THE SEISMIC DESIGN CATEGORY RATING FOR THE SITE AND INSTALLED PER MANUFACTURER'S RECOMMENDATIONS IN ORDER TO MAINTAIN RATING.




2 INDIRECT DRAIN UNDER SINK DETAIL
N.T.S.



1 SINK TEMPERED WATER VALVE DETAIL
N.T.S.

PROJECT MANAGER	DESIGNER	JOB NO. 2022359.19
DLL	KAB	

USPS - OLYMPIA, WA - SDC
717 76TH AVENUE SW
TUMWATER, WA 98501



PLUMBING LEGEND, SCHEDULES, AND DETAILS
Scale: N.T.S.
Project: USPS - OLYMPIA, WA - SDC
USPS File Number: 546148-030
Revisions: 100% OWNER REVIEW
Date: 09.06.2023

DESIGNER	KAB
PROJECT MANAGER	DLL
DRAWING NO.	2022359.19

USPS - OLYMPIA, WA - SDC
 717 76TH AVENUE SW
 TUMWATER, WA 98501



Facilities, 4301 Wilson Blvd., Suite 300, Arlington, VA 22203-1861

P-002 PLUMBING OVERALL PLAN
 Scale: NTS
 Project: USPS - OLYMPIA, WA - SDC
 USPS File Number: 546148-030

Revisions: 100% OWNER REVIEW
 Date: 09.06.2023

GENERAL NOTES

1. THE GENERAL NOTES LISTED HERE APPLY TO ALL PLUMBING DRAWINGS IN ADDITION TO ANY ADDITIONAL DRAWING NOTES ON THE INDIVIDUAL DRAWINGS.
2. SEE PLAN NOTES ON INDIVIDUAL DRAWING SHEETS FOR SPECIFIC INSTRUCTIONAL NOTES.
3. FIELD VERIFY EXISTING CONDITIONS PRIOR TO THE START OF CONSTRUCTION.
4. THE PLUMBING CONTRACTOR IS RESPONSIBLE FOR DETERMINING THE EXACT LOCATION AND ELEVATION OF ALL EXISTING UNDERGROUND UTILITIES PRIOR TO COMMENCING WORK. THE PLUMBING CONTRACTOR IS RESPONSIBLE FOR ANY DAMAGES WHICH OCCURS BY HIS FAILURE TO LOCATE OR PRESERVE THE UNDERGROUND CONDITIONS.
5. IF DURING CONSTRUCTION OPERATIONS, THE PLUMBING CONTRACTOR ENCOUNTERS UTILITIES OTHER THAN THOSE LOCATIONS SHOW IN THE PLANS, HE SHALL IMMEDIATELY NOTIFY ENGINEER AND TAKE THE NECESSARY STEPS TO PROTECT THE FACILITY AND ASSURE THE CONTINUANCE OF SERVICE.
6. COORDINATE WITH GENERAL TRADES WORK, HVAC WORK, ELECTRICAL WORK AND OTHER WORK.
7. THE PLUMBING DESIGN DRAWINGS ARE DIAGRAMMATIC AND ARE NOT INTENDED TO SHOW EXACT LOCATION OF EQUIPMENT AND PIPING UNLESS DIMENSIONS ARE GIVEN OR OTHERWISE IMPLIED FOR CLEARANCES, ETC. PIPING AND PLUMBING EQUIPMENT ARE TO BE INSTALLED ALONG THE GENERAL PLANS SHOWN ON THE DRAWINGS, BUT KEEPING IN MIND ACTUAL BUILDING CONDITIONS WHICH MUST BE CONFORMED WITHIN THE ACTUAL WORK. CONTRACTORS IN THEIR BIDS ARE REQUIRED TO INCLUDE ALL LABOR AND MATERIALS AND OTHER RELATED WORK NECESSARY TO PROVIDE MINOR OFFSETS IN PLUMBING WORK AS REQUIRED TO AVOID CONFLICT WITH OTHER WORK ON THIS PROJECT OR AS REQUIRED IN ORDER TO OBTAIN MAXIMUM HEAD ROOM OR EQUIPMENT ACCESS IN SPACES.
8. THE PLUMBING CONTRACTOR IS TO COORDINATE ALL PIPING WITH OTHER TRADES PRIOR TO ROUTING PIPING AND SHALL MAKE OFFSETS AND ADJUST PIPE ROUTING AS REQUIRED TO HANDLE CONFLICTS IN THE FIELD. THE PLUMBING CONTRACTORS SHALL ALSO BE REQUIRED TO OFFSET VERTICAL SANITARY AND VENT LINES AROUND STRUCTURAL MEMBERS AS REQUIRED AND SHALL INCLUDE THE ASSOCIATED COST FOR ADDITIONAL FITTINGS, PIPING, AND MAN HOURS TO ACCOMMODATE CONFLICTS.
9. SEE ARCHITECTURAL PLANS FOR EXACT LOCATION AND ELEVATION OF PLUMBING FIXTURES.
10. P.C. TO FURNISH WALL FLANGES AROUND ALL PIPING EXPOSED BELOW CEILING AND CASEWORK.
11. EQUIPMENT CONNECTION ARRANGEMENTS, FLANGES, UNIONS, VALVING, ETC. ARE NOT TYPICALLY SHOWN ON PLAN VIEWS. REFER TO DETAILS FOR REQUIREMENTS. INSTALL ALL VALVES AND OTHER ITEMS REQUIRING OR FACILITATING MAINTENANCE IN ACCESSIBLE LOCATIONS, AND SO AS TO NOT OBSTRUCT MAINTENANCE ON EQUIPMENT SERVED.
12. THE CONTRACTOR SHALL EXECUTE THE WORK IN STRICT ACCORDANCE WITH USPS MPF SPECIFICATIONS AND DRAWINGS. WHERE WORK IS SHOWN ON THE DRAWING AND NOT SPECIFIED OR SPECIFIED AND NOT SHOWN ON DRAWING, THE CONTRACTOR SHALL PROVIDE ALL SUCH WORK.
13. IN THE EVENT OF A CONFLICT BETWEEN THE USPS MPF SPECIFICATIONS AND DRAWINGS, THE MORE STRINGENT CONDITION SHALL APPLY.

PLAN KEYNOTES

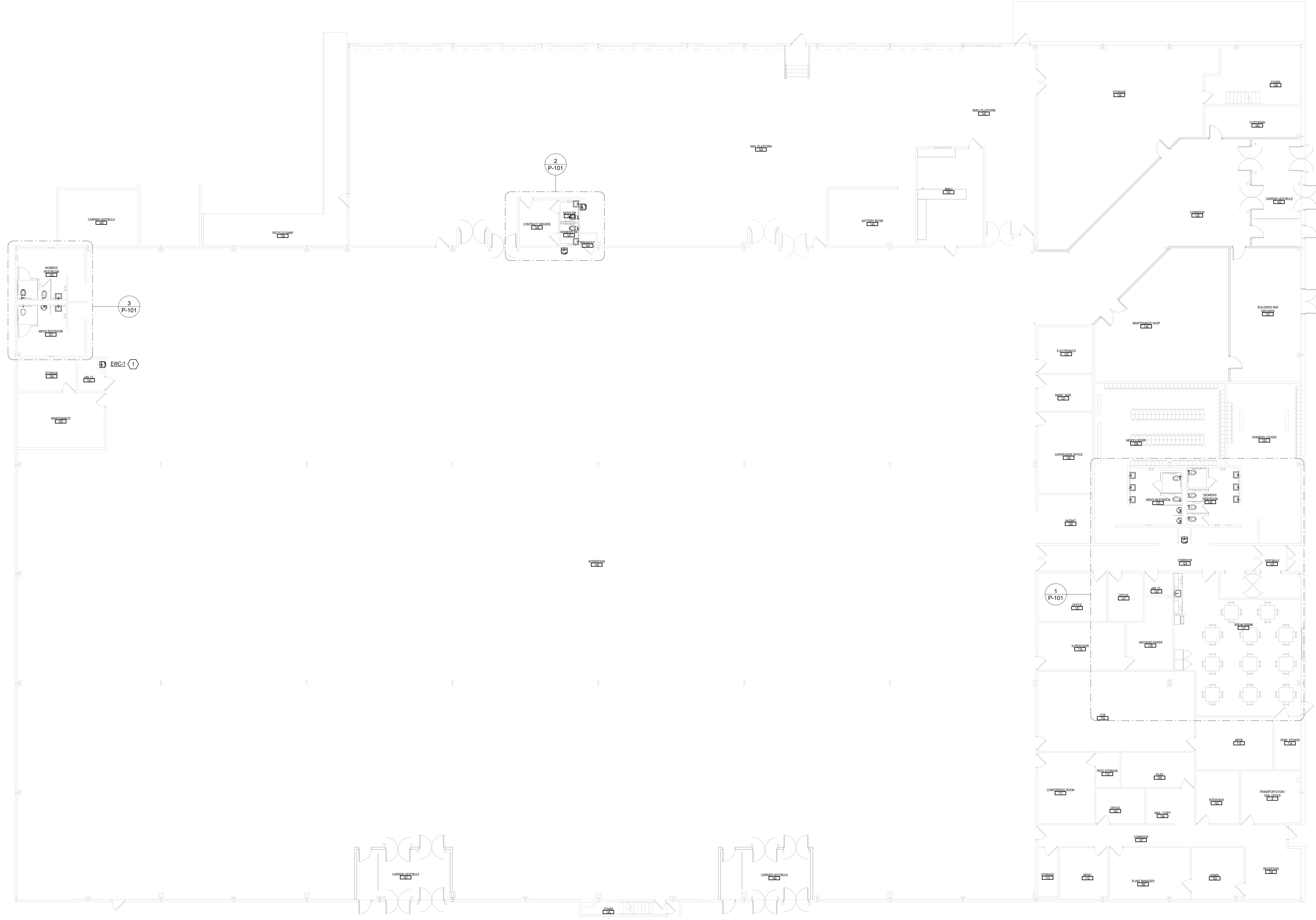
1. EXTEND 2" SANITARY, 1-1/2" VENT AND 1/2" DOMESTIC COLD WATER PIPING FROM EXISTING PIPING TO ELECTRIC WATER COOLER. CONTRACTOR TO PROVIDE AND INSTALL NEW ISOLATION VALVES ON DOMESTIC COLD WATER PIPING SERVING ELECTRIC WATER COOLER.

PLUMBING CONSTRUCTION COORDINATION NOTE
 CONTRACTOR SHALL ONLY RENOVATE A SINGLE SET OF RESTROOMS AT A TIME. ONE MEN'S AND ONE WOMEN'S. ALL OTHER RESTROOM LOCATIONS AT THE SITE SHALL REMAIN IN SERVICE UNTIL RENOVATION OF THE RESTROOMS OUT OF SERVICE IS COMPLETE.

SPECIFICATIONS NOTE
 ALL EQUIPMENT, MATERIALS AND INSTALLATION PRACTICES TO MEET THE REQUIREMENTS WITHIN THE SPECIFICATIONS OF THIS PROJECT.


SEISMIC NOTE
 THIS PROJECT IS LOCATED IN A SEISMIC REGION. CONTRACTOR TO PROVIDE AND INSTALL THE APPROPRIATE SEISMIC RESTRAINTS AND CURBS AS REQUIRED PER CODE. ALL SEISMIC RESTRAINTS SHALL BE RATED AND APPROVED FOR THE SEISMIC DESIGN CATEGORY RATING FOR THE SITE AND INSTALLED PER MANUFACTURER'S RECOMMENDATIONS IN ORDER TO MAINTAIN RATINGS.

1 PLUMBING - OVERALL PLAN - NEW WORK
 3/32" = 1'-0"



DESIGNER	KAB
PROJECT MANAGER	DLL
DRAWING NO.	2022359.19

USPS - OLYMPIA, WA - SDC
 717 76TH AVENUE SW
 TUMWATER, WA 98501



Facilities, 4301 Wilson Blvd., Suite 300, Arlington, VA 22203-1861

PLUMBING ENLARGED PLANS

P-101

Scale: NTS
 Project: USPS - OLYMPIA, WA - SDC
 USPS File Number: 546148-030

Revisions: 100% OWNER REVIEW
 Date: 09.06.2023

GENERAL NOTES

1. THE GENERAL NOTES LISTED HERE APPLY TO ALL PLUMBING DRAWINGS IN ADDITION TO ANY ADDITIONAL DRAWING NOTES ON THE INDIVIDUAL DRAWINGS.
2. SEE PLAN NOTES ON INDIVIDUAL DRAWING SHEETS FOR SPECIFIC INSTRUCTIONAL NOTES.
3. FIELD VERIFY EXISTING CONDITIONS PRIOR TO THE START OF CONSTRUCTION.
4. THE PLUMBING CONTRACTOR IS RESPONSIBLE FOR DETERMINING THE EXACT LOCATION AND ELEVATION OF ALL EXISTING UNDERGROUND UTILITIES PRIOR TO COMMENCING WORK. THE PLUMBING CONTRACTOR IS RESPONSIBLE FOR ANY DAMAGES WHICH OCCURS BY HIS FAILURE TO LOCATE OR PRESERVE THE UNDERGROUND CONDITIONS.
5. IF DURING CONSTRUCTION OPERATIONS, THE PLUMBING CONTRACTOR ENCOUNTERS UTILITIES OTHER THAN THOSE LOCATIONS SHOWN IN THE PLANS, HE SHALL IMMEDIATELY NOTIFY ENGINEER AND TAKE THE NECESSARY STEPS TO PROTECT THE FACILITY AND ASSURE THE CONTINUANCE OF SERVICE.
6. COORDINATE WITH GENERAL TRADES WORK, HVAC WORK, ELECTRICAL WORK AND OTHER WORK.
7. THE PLUMBING DESIGN DRAWINGS ARE DIAGRAMMATIC AND ARE NOT INTENDED TO SHOW EXACT LOCATION OF EQUIPMENT AND PIPING UNLESS DIMENSIONS ARE GIVEN OR OTHERWISE IMPLIED FOR CLEARANCES, ETC. PIPING AND PLUMBING EQUIPMENT ARE TO BE INSTALLED ALONG THE GENERAL PLANS SHOWN ON THE DRAWINGS, BUT KEEPING IN MIND ACTUAL BUILDING CONDITIONS WHICH MUST BE CONFORMED WITHIN THE ACTUAL WORK. CONTRACTORS IN THEIR BIDS ARE REQUIRED TO INCLUDE ALL LABOR AND MATERIALS AND OTHER RELATED WORK NECESSARY TO PROVIDE MINOR OFFSETS IN PLUMBING WORK AS REQUIRED TO AVOID CONFLICT WITH OTHER WORK ON THIS PROJECT OR AS REQUIRED IN ORDER TO OBTAIN MAXIMUM HEAD ROOM OR EQUIPMENT ACCESS IN SPACES.
8. THE PLUMBING CONTRACTOR IS TO COORDINATE ALL PIPING WITH OTHER TRADES PRIOR TO ROUTING PIPING AND SHALL MAKE OFFSETS AND ADJUST PIPE ROUTING AS REQUIRED TO HANDLE CONFLICTS IN THE FIELD. THE PLUMBING CONTRACTORS SHALL ALSO BE REQUIRED TO OFFSET VERTICAL SANITARY AND VENT LINES AROUND STRUCTURAL MEMBERS AS REQUIRED AND SHALL INCLUDE THE ASSOCIATED COST FOR ADDITIONAL FITTINGS, PIPING, AND MAN HOURS TO ACCOMMODATE CONFLICTS.
9. SEE ARCHITECTURAL PLANS FOR EXACT LOCATION AND ELEVATION OF PLUMBING FIXTURES.
10. P.C. TO FURNISH WALL FLANGES AROUND ALL PIPING EXPOSED BELOW CEILING AND CASEWORK.
11. EQUIPMENT CONNECTION ARRANGEMENTS, FLANGES, UNIONS, VALVING, ETC. ARE NOT TYPICALLY SHOWN ON PLAN VIEWS. REFER TO DETAILS FOR REQUIREMENTS. INSTALL ALL VALVES AND OTHER ITEMS REQUIRING OR FACILITATING MAINTENANCE IN ACCESSIBLE LOCATIONS, AND SO AS TO NOT OBSTRUCT MAINTENANCE ON EQUIPMENT SERVED.
12. THE CONTRACTOR SHALL EXECUTE THE WORK IN STRICT ACCORDANCE WITH USPS MPF SPECIFICATIONS AND DRAWINGS. WHERE WORK IS SHOWN ON THE DRAWINGS AND NOT SPECIFIED OR SPECIFIED AND NOT SHOWN ON DRAWING, THE CONTRACTOR SHALL PROVIDE ALL SUCH WORK.
13. IN THE EVENT OF A CONFLICT BETWEEN THE USPS MPF SPECIFICATIONS AND DRAWINGS, THE MORE STRINGENT CONDITION SHALL APPLY.

PLAN KEYNOTES

1. EXTEND 2" SANITARY, 1-1/2" VENT AND 1/2" DOMESTIC HOT AND COLD WATER PIPING FROM EXISTING PIPING TO NEW LAVATORY. CONTRACTOR TO PROVIDE AND INSTALL NEW ISOLATION VALVES AND THERMOSTATIC MIXING VALVE ON DOMESTIC HOT AND COLD WATER PIPING SERVING LAVATORY. SEE DETAIL ON DRAWING P-001.
2. EXTEND 2" SANITARY, 2" VENT AND 3/4" DOMESTIC COLD WATER PIPING FROM EXISTING PIPING TO NEW URINAL. CONTRACTOR TO PROVIDE AND INSTALL NEW ISOLATION VALVE ON DOMESTIC COLD WATER PIPING SERVING URINAL.
3. EXTEND 4" SANITARY, 2" VENT AND 1" DOMESTIC COLD WATER PIPING FROM EXISTING PIPING TO NEW WATER CLOSET. CONTRACTOR TO PROVIDE AND INSTALL NEW ISOLATION VALVE ON DOMESTIC COLD WATER PIPING SERVING WATER CLOSET.
4. EXTEND 4" SANITARY, 2" VENT AND 1" DOMESTIC COLD WATER PIPING FROM EXISTING PIPING TO NEW WATER CLOSET. CONTRACTOR TO PROVIDE AND INSTALL NEW ISOLATION VALVE ON DOMESTIC COLD WATER PIPING SERVING WATER CLOSET. MOUNT WATER CLOSET AT ADA HEIGHT.
5. EXTEND 2" SANITARY PIPING FROM NEW SANITARY LINE TO NEW SINK. CONTRACTOR TO PROVIDE AND INSTALL NEW ISOLATION VALVES ON DOMESTIC HOT AND COLD WATER PIPING SERVING SINK. PROVIDE AND INSTALL DISPOSER SERVING SINK. DISPOSER TO BE IN SINK-ERATOR MODEL BANGOR 1 HP WITH 1/8HP MOTOR RATED AT 10.2 AMPS REQUIRING 120V1 OUTLET LOCATED BELOW SINK.
6. EXTEND 2" SANITARY, 1-1/2" VENT AND 1/2" DOMESTIC COLD WATER PIPING FROM EXISTING PIPING TO ELECTRIC WATER COOLER. CONTRACTOR TO PROVIDE AND INSTALL NEW ISOLATION VALVES ON DOMESTIC COLD WATER PIPING SERVING ELECTRIC WATER COOLER.
7. EXTEND 1/2" DOMESTIC COLD WATER FROM EXISTING 3/4" DOMESTIC COLD WATER PIPING. INSTALL RPZ PRIOR TO CONNECTION TO ICE MACHINE.

PLUMBING CONSTRUCTION COORDINATION NOTE

CONTRACTOR SHALL ONLY RENOVATE A SINGLE SET OF RESTROOMS AT A TIME. ONE MENS AND ONE WOMENS. ALL OTHER RESTROOM LOCATIONS AT THE SITE SHALL REMAIN IN SERVICE UNTIL RENOVATION OF THE RESTROOMS OUT OF SERVICE IS COMPLETE.

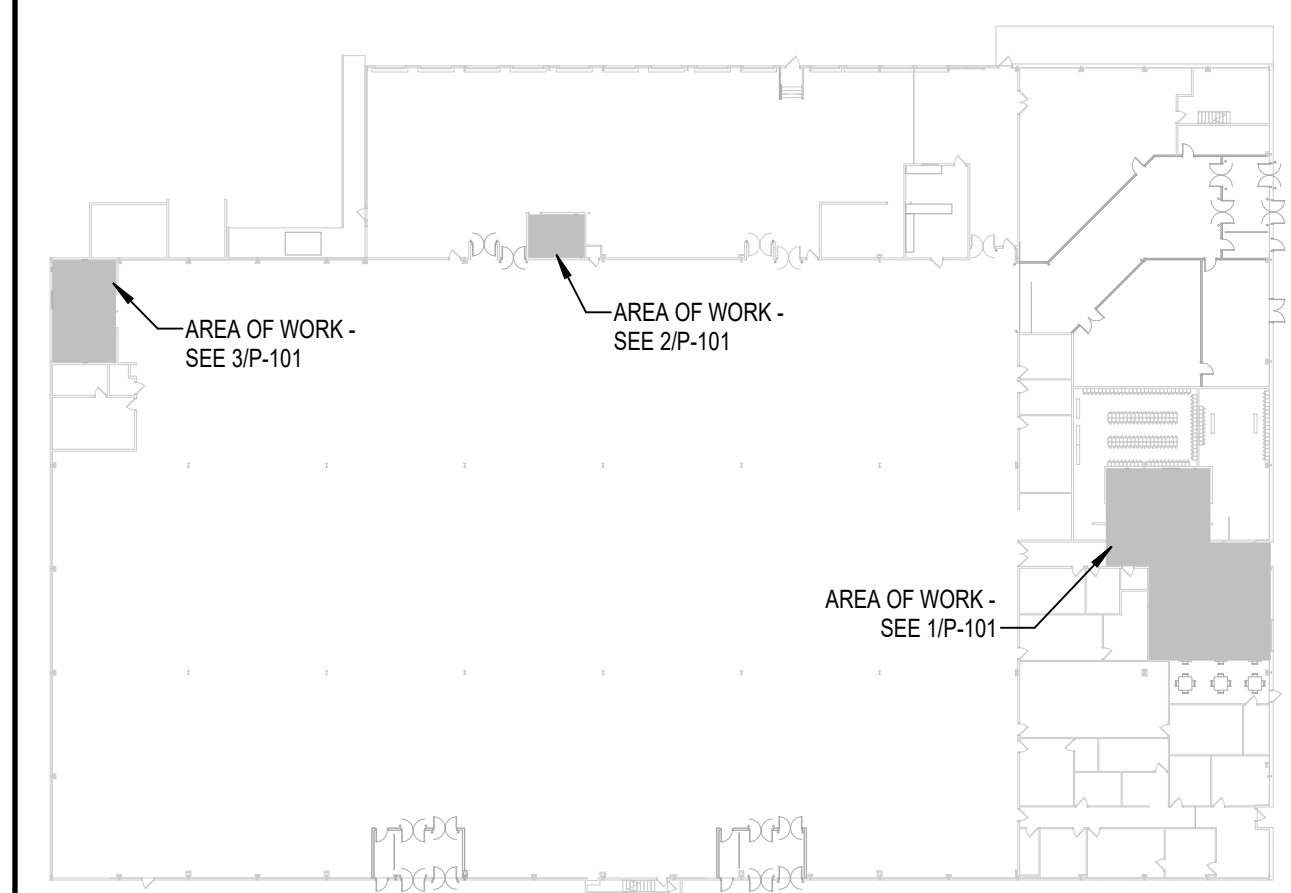
SPECIFICATIONS NOTE

ALL EQUIPMENT, MATERIALS AND INSTALLATION PRACTICES TO MEET THE REQUIREMENTS WITHIN THE SPECIFICATIONS OF THIS PROJECT.

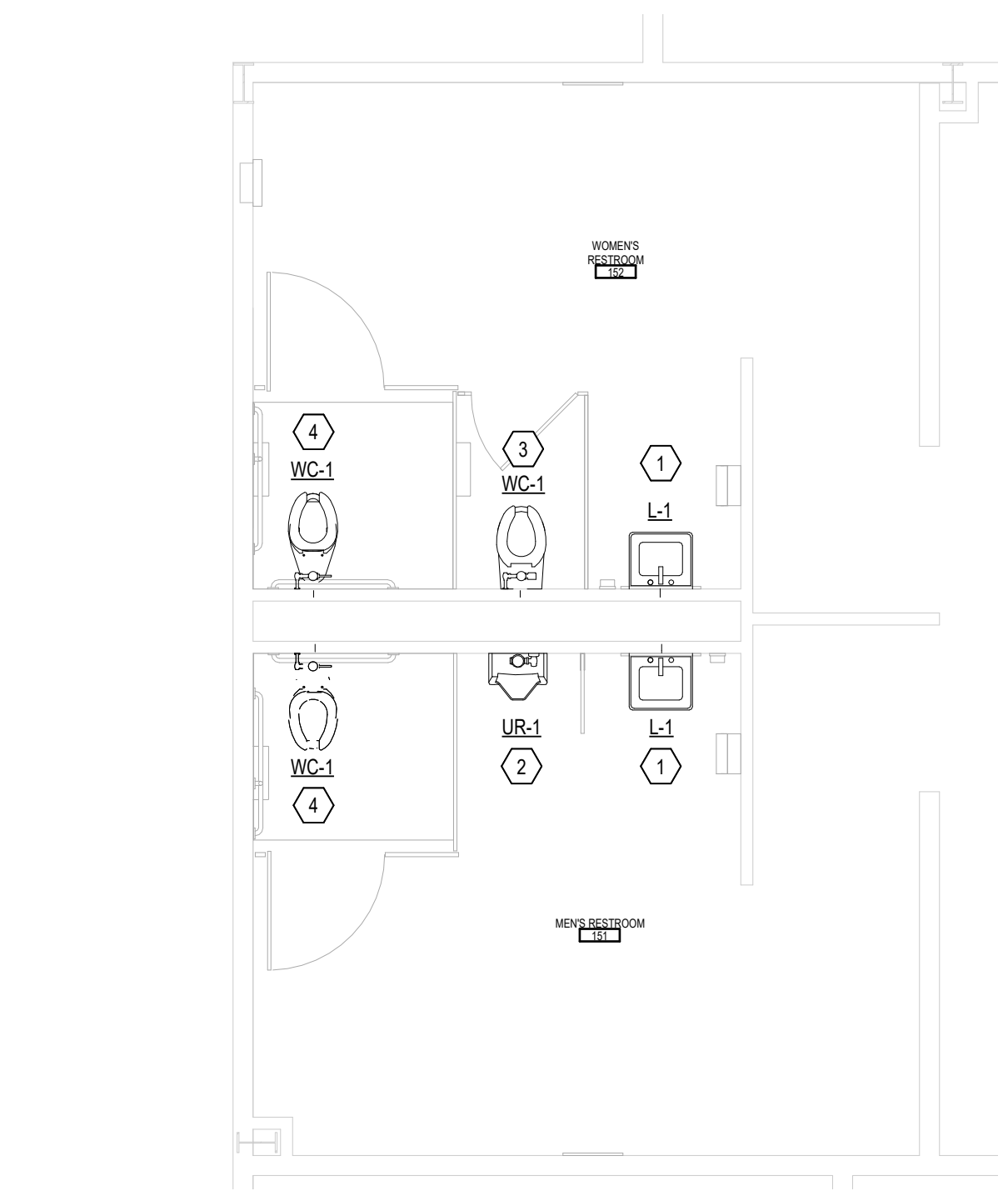
SEISMIC NOTE

THIS PROJECT IS LOCATED IN A SEISMIC REGION. CONTRACTOR TO PROVIDE AND INSTALL THE APPROPRIATE SEISMIC RESTRAINTS AND CURBS AS REQUIRED PER CODE. ALL SEISMIC RESTRAINTS SHALL BE RATED AND APPROVED FOR THE SEISMIC DESIGN CATEGORY RATING FOR THE SITE AND INSTALLED PER MANUFACTURER'S RECOMMENDATIONS IN ORDER TO MAINTAIN RATING.

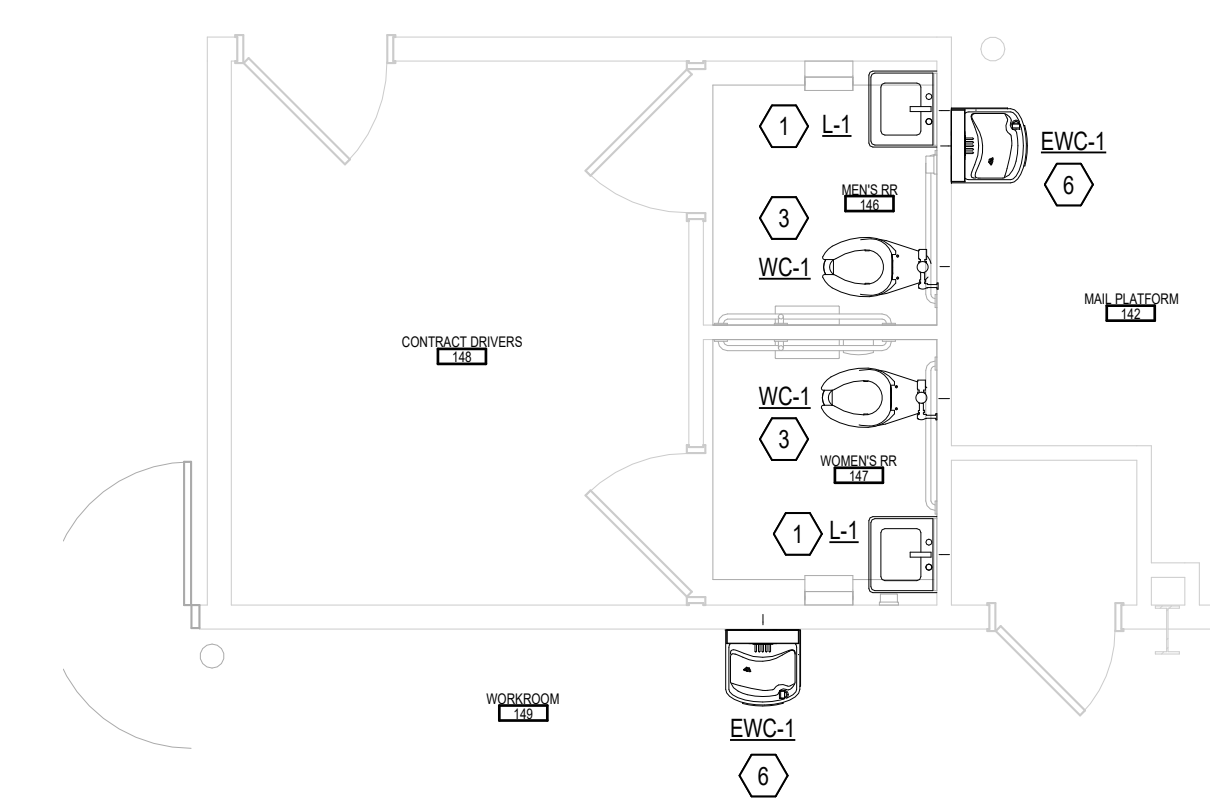
KEYPLAN



3 PLUMBING - ENLARGED RESTROOM PLAN - NEW WORK
 1/4" = 1'-0"



2 PLUMBING - ENLARGED CONTRACT DRIVER RESTROOM - NEW WORK
 1/4" = 1'-0"



1 PLUMBING - ENLARGED RESTROOM AND BREAK ROOM PLAN - NEW WORK
 1/4" = 1'-0"

